

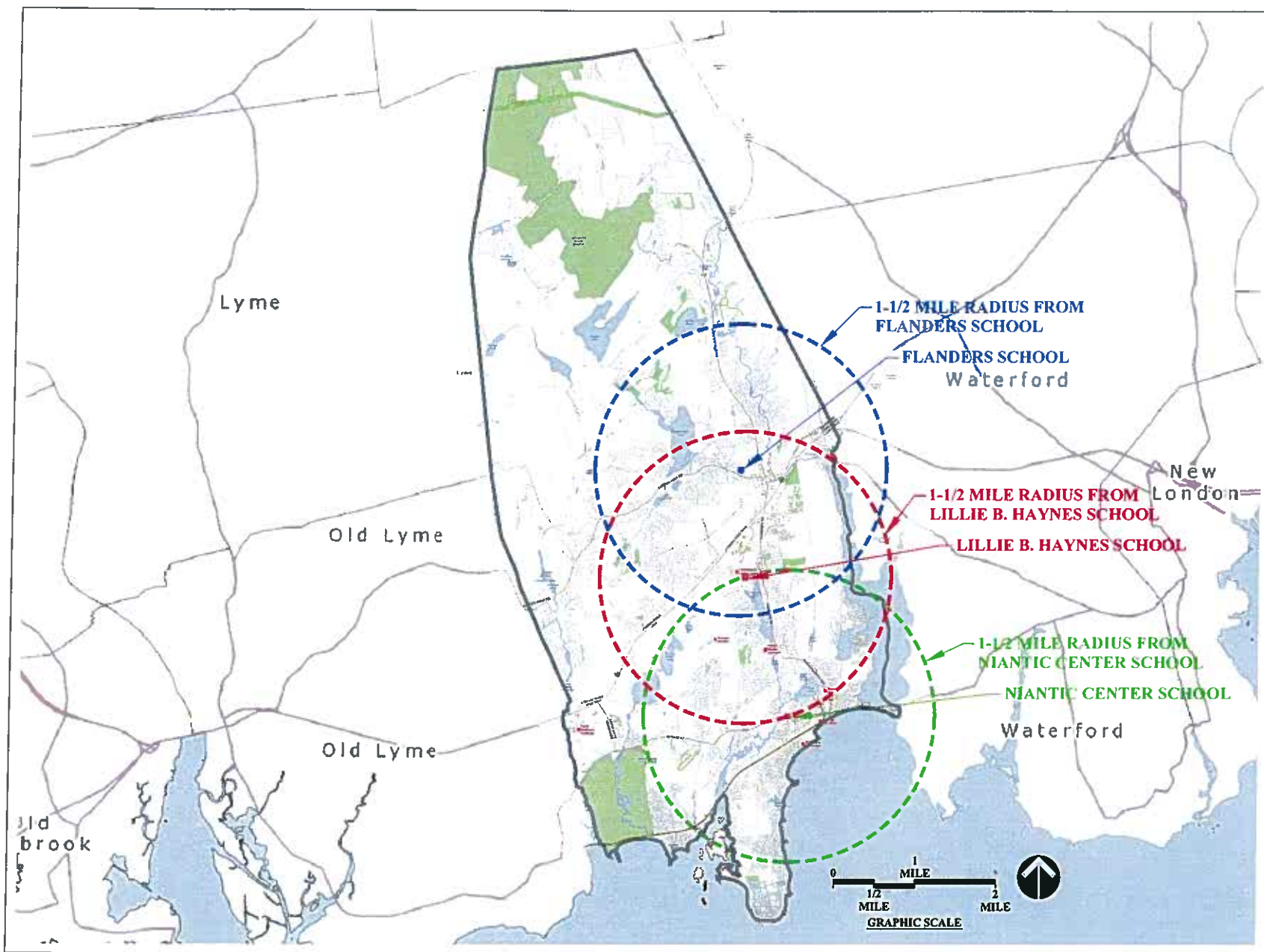
**PROGRESS
DRAWING**
NOT FOR CONSTRUCTION
May 1, 2014

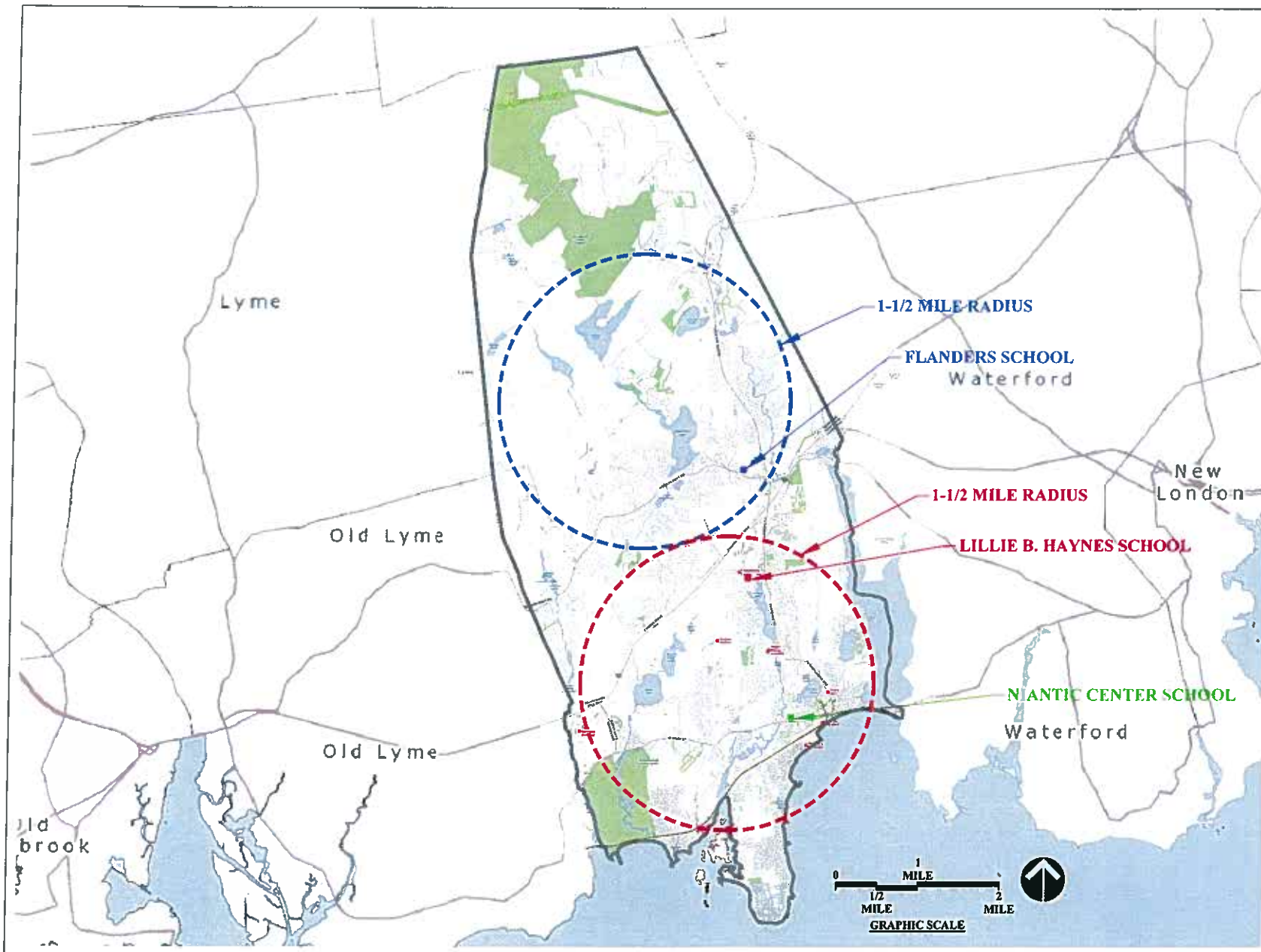
*ELEMENTARY SCHOOL STUDY
FOR THE
TOWN OF EAST LYME
EAST LYME, CONNECTICUT*

JJHI
JACUNSKI HUMES
ARCHITECTS, LLC
16 MASSIMO DRIVE
SUITE 101
BERLIN, CT 06037
TEL 860-838-9231
FAX 860-838-9233

***ELEMENTARY
SCHOOL
LOCATIONS
AND TOWN
COVERAGE***

PROJ. NO.	JARA4	DRAWING NO.	
SCALE	AS NOTED		1
DATE	MAY 1, 2014		





**PROGRESS
DRAWING**
NOT FOR CONSTRUCTION
May 1, 2014

*ELEMENTARY SCHOOL STUDY
FOR THE
TOWN OF EAST LYME
EAST LYME, CONNECTICUT*

JHJH
JACUNSKI HUMES
ARCHITECTS, LLC
15 MASSIMO DRIVE
SUITE 101
BERLIN, CT 06037
TEL 860-658-9231
FAX 860-658-9233

***ELEMENTARY
SCHOOL
LOCATIONS
AND TOWN
COVERAGE***

PROJ. NO.	JAN04	DRAWING NO.	
SCALE	AS NOTED		2
DATE	MAY 1, 2014		

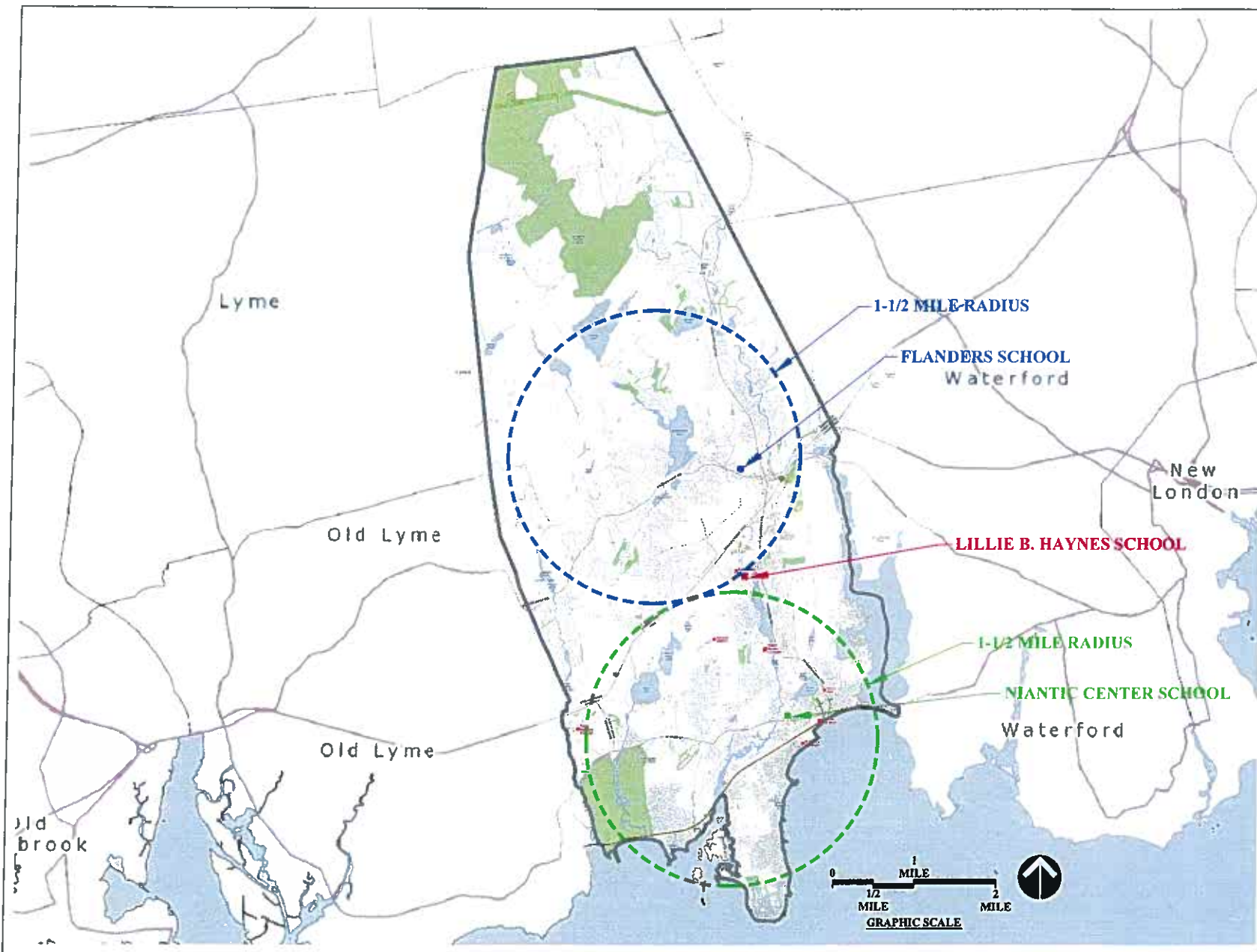
**PROGRESS
DRAWING**
NOT FOR CONSTRUCTION
May 1, 2014

*ELEMENTARY SCHOOL STUDY
FOR THE
TOWN OF EAST LYME
EAST LYME, CONNECTICUT*

JJHI
JACUNSKI HUMES
ARCHITECTS, LLC
14 MASSIMO DRIVE
SUITE 101
BERLIN, CT 06037
TEL 860-438-6221
FAX 860-438-6233

***ELEMENTARY
SCHOOL
LOCATIONS
AND TOWN
COVERAGE***

PROJ. NO.	JARDH4	DRAWING NO.	
SCALE	AS NOTED		3
DATE	MAY 1, 2014		

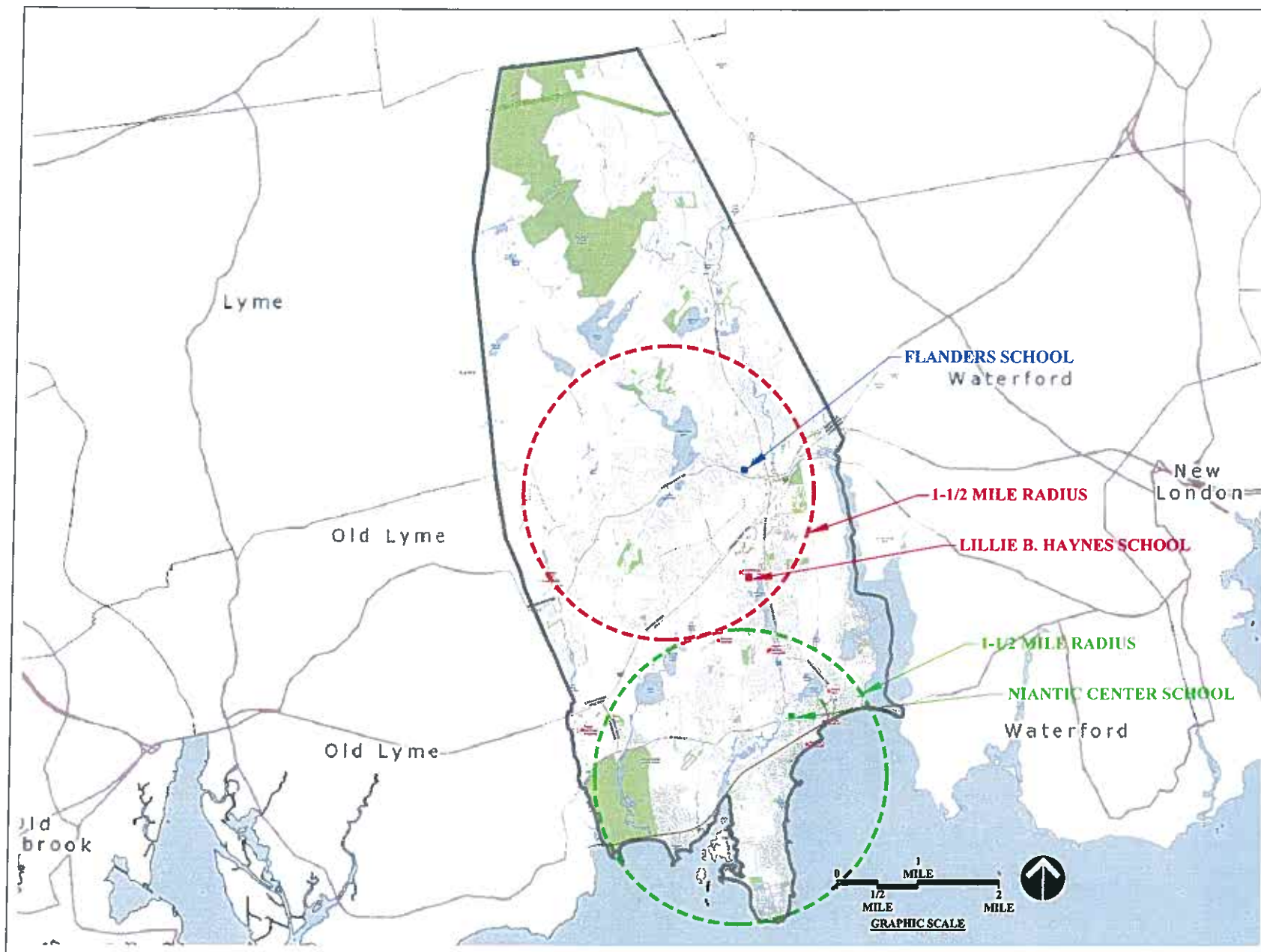


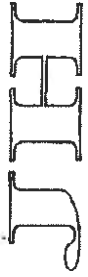
ELEMENTARY SCHOOL STUDY
FOR THE
TOWN OF EAST LYME
EAST LYME, CONNECTICUT

JHJH
JACUNSKI HUMES
ARCHITECTS, LLC
15 MASSERO DRIVE
SUITE 101
BERLIN, CT 06037
TEL: 860-438-9221
FAX: 860-438-9225

**ELEMENTARY
SCHOOL
LOCATIONS
AND TOWN
COVERAGE**

PROJ NO	201404	DRAWING NO	
SCALE	AS NOTED		4
DATE	MAY 1, 2014		





School Facilities Needs and Utilization Study
East Lyme Public Schools
East Lyme, CT
JH1404

May 7, 2014

OSF SPACE STANDARDS REVIEW

Flanders Elementary School – 2014 Enrollment – 350 Students

OSF Allowable Area 43,400 SF 350 x 124 SF / student
Existing Area 66,927 SF
Space Standards Overage 23,527 SF + 35.2%

Haynes Elementary School – 2014 Enrollment – 334 Students

OSF Allowable Area 41,416 SF 334 x 124 SF / student
Existing Area 100,819 SF (includes Learn wing)
Space Standards Overage 59,403 SF + 58.9%

Niantic Elementary School – 2014 Enrollment – 184 Students

OSF Allowable Area 22,816 SF 184 x 124 SF / student
Existing Area 50,643 SF
Space Standards Overage 27,827 SF + 54.9%

Flanders, Haynes and Niantic Combined – 2014 Enrollment – 868 Students

OSF Allowable Area 107,632 SF 868 x 124 SF / student
Existing Area 218,389 SF
Space Standards Overage 110,757 SF + 50.7%

Two Schools Equally Sized – 2014 Enrollment – 868 Students – 434 Students / School

OSF Allowable Area 52,080 SF 434 x 120 SF / student
OSF Allowable Area 52,080 SF 434 x 120 SF / student
Combined Total Allowable Area 104,160 SF