

**EAST LYME BOARD OF EDUCATION
East Lyme, Connecticut**

"East Lyme Public Schools will inspire, engage and educate each student to become a contributing citizen and a responsible, independent, and critical thinker."

REGULAR MEETING RESUMES

Monday, August 7, 2017

7:00 p.m.

Room B101, East Lyme High School

MINUTES

Board Members Present: Tim Hagen (Chair), Al Littlefield (Secretary), Eric Bauman, Jill Carini, Candice Carlson, Bill Derry, Leigh Gianakos, Barbara Senges, Jaime Barr Shelburn

Board Members Absent: John Kleinhans

Administrators Present: Jeffrey Newton (Superintendent), Amy Drowne (Assistant Superintendent for Curriculum, Instruction and Assessment, Kim Davis (Director of Student Services), Mike Susi (Principal, East Lyme High School), Jason Bitgood (Principal, East Lyme Middle School), Linda Anania (Principal, Flanders Elementary School), Melissa DeLoreto (Principal, Lillie B. Haynes Elementary School), Jeff Provost (Principal, Niantic Center Elementary School), Maryanna Stevens (Director of Finance, Marketing and Growth Management), Pat Lannon (Director of Technology)

I. CALL TO ORDER – 7:08 p.m. by Chair Tim Hagen

II. PLEDGE OF ALLEGIANCE – Led by Chair Tim Hagen and State Representative Holly Cheeseman

III. PUBLIC COMMENT – None.

There was no objection to moving the order forward for the following two agenda items: V. Special Reports – State Representative Holly Cheeseman and VII. A.2. Discussion/action re: Town Building Committee's Recommendation for Construction Management Firm for the Elementary School Alteration Projects; however, agenda items are recorded in their original order.

IV. APPROVAL OF MINUTES

MOTION: Barbara Senges moved approval of minutes of the Board of Education Regular Meeting of July 17, 2017 as amended (VII.B.1. Proposed Planetarium Initiative for ELHS add to the end of the last sentence in bullet #5 “, but the info will be provided when the commission is formed.” Also, in bullet #7 change “approximate” to “estimated amount of”); Eric Bauman seconded.

VOTE PRO: Tim Hagen (Chair), Al Littlefield (Secretary), Eric Bauman, Candice Carlson, Bill Derry, Barbara Senges, Jaime Barr Shelburn

VOTE CON: None

ABSTAIN: Jill Carini, Leigh Gianakos

MOTION CARRIED 7:02

V. SPECIAL REPORTS

- A. Student Representatives – None present.
- B. Salem Board of Education – None present.
- C. Other Reporters

1. State Representative, Holly Cheeseman

- State budget update and outcome uncertainty
- East Lyme Library Board undertaking strategic planning process, approximately 70-80 volunteer participants are needed for input. Contact the library if interested.

2. East Lyme Selectman, Kevin Seery

- East Lyme Children's Museum Annual Gala to celebrate its 25th anniversary is scheduled for 09/25/17 behind St. John's Church
- Our deepest sympathy to the family of Keith Hall. Keith was a member of the Inland/Wetlands Commission.
- Resolution passed to authorize digging for high school gas line to Central Office and the pool
- Authorized replacement of two boilers at the Community Center
- Subdivision at intersection of Spring Rock and Green Valley Lake Rd is moving along
- Preliminary soil samples were good for downtown former Mobil station site
- Positive comments regarding the transfer station being open all day on Saturdays
- Celebrate East Lyme Day was fantastic!
- Triathlon on August 6 had a great turnout
- East Lyme Regional Theater's production of "Fiddler on the Roof" at ELHS was fantastic!
- Band concerts will be held at the McCook band shell on Friday nights
- Costco project has been delayed until spring 2018 because of exit ramp discussions
- Upper Pattagansett/Boston Post Road, one-way traffic light will be back in September

VI. CONSENT AGENDA

MOTION: Jaime Barr Shelburn moved to approve the consent agenda as presented (A. Proposed ELHS Field Trip to Washington, DC from November 14-19, 2017 to participate in the Princeton Model Congress; B. Proposed ELHS field trip to Philadelphia, PA from March 21-25, 2018 to participate in the Philadelphia UPenn Model Congress; and C. Proposed ELHS field trip to St. George, Bermuda from May 21 – 27, 2018 to visit the Bermuda Institute for Ocean Sciences; Jill Carini seconded.

VOTE: UNANIMOUS

MOTION CARRIED

Superintendent Newton thanked Rose Ann Hardy for her ongoing commitment to students.

VII. DISCUSSION/ACTIONITEMS

A. Finance/Facilities/Community

1. Discussion/action re: Town Building Committee's Recommendation for Construction Management Firm for Elementary School Alteration Projects

Town Building Committee Chair Ray O'Connor was invited to present the Town Building Committee's recommendation for the construction management firm for the three elementary school alteration projects. He reviewed the procedure followed for the six firms that responded and four firms interviewed and presented O&G Industries, Inc. as the committee's recommendation. O&G Industries, Inc. successfully served as the construction management group for the high school renovation project. Chair Tim Hagen thanked Ray O'Connor and the Town Building Committee for their work and the other firms for participating.

MOTION: Al Littlefield moved to accept and approve the Town Building Committee's recommendation for O&G Industries, Inc. as the Construction Management Firm for the East Lyme Public Schools elementary school alteration projects as presented; Jaime Barr Shelburn seconded.

VOTE PRO: Tim Hagen (Chair), Al Littlefield (Secretary), Eric Bauman, Candice Carlson, Bill Derry, Leigh Gianakos, Barbara Senges, Jaime Barr Shelburn

VOTE CON: None

ABSTAIN: Jill Carini

MOTION CARRIED 8:0:1

2. Discussion/Action re: Presentation and Proposed Agreement with Milone & MacBroom Regarding Elementary Redistricting

Superintendent Newton introduced Director of Planning Mike Zuba who was invited by the Board to present information regarding the process Milone & MacBroom uses to assist school districts with redistricting (see attached PowerPoint presentation entitled *School Districting Plan*). The Board was also provided with the firm's proposal – *East Lyme Public Schools Enrollment Projections & Redistricting* dated July 20, 2017, to include a summary of qualifications, the technical proposal, relevant experience, and project team resumes.

Much discussion ensued regarding the specifics and cost of the \$25,750 proposed plan and the importance of transparency with the public.

Board consensus was to have the Board Chair and Superintendent to tailor a plan to our district and return to the Board on August 21 with a recommendation.

Superintendent Newton thanked Mike Zuba for the presentation and First Student Transportation Manager Theresa Landry for attending the meeting. *No action was taken.*

The Milone & MacBroom Redistricting Presentation is provided at the end of these meeting minutes.

3. Discussion/action re: Proposed One-Year Contract Renewal with the School Pool Management Company Effective July 1, 2017 – June 30, 2018

Superintendent Newton presented the proposed one-year renewal agreement between the Board of Education and the Pool Service Management Company (PSMC) for FY 18. Significant changes from last year's agreement include a reduction in the General Manager/Aquatics Director salary due to a transfer of some of his duties and the addition of an insurance clause stating a 30-day advance written notice of cancellation or non-renewal.

Jack Stabach was available to answer questions and thanked the Board for its support over the last 18 years.

MOTION: Jill Carini moved to authorize the Superintendent to enter into a one-year renewal agreement between the East Lyme Board of Education and the East Lyme Community Aquatics Management Services, referred to as the Pool Service Management Company (PSMC), effective July 1, 2017 through June 30, 2018 as presented; Eric Bauman seconded.

VOTE: UNANIMOUS

MOTION CARRIED

4. Discussion/action re: Proposed One-Year Contract Renewal Between Xiang Jiang High School, East Lyme High School, and Spiral International, LLC for the 2017-2018 School Year

Superintendent Newton presented the proposed one-year renewal agreement, last year of six-year agreement, between Xiang Jiang High School, East Lyme High School, and Spiral International, LLC. Up to four grade 9 students from China are scheduled to attend ELHS as tuition students for the 2017-2018 school year. This will be the third year students have attended ELHS under such an agreement. Superintendent Newton noted that the drop in participation is due to a leadership change in the Chinese high school, an increase in competitive districts, and difficulties providing homestay families. Ongoing work is being done regarding communication and further Board discussion will follow regarding future program options.

MOTION: Candice Carlson moved to authorize the Superintendent to enter into a one-year renewal agreement between the Xiang Jiang High/Middle School, East Lyme High/Middle School, and Spiral International, LLC., effective September 1, 2017 thru August 30, 2018 as presented; Al Littlefield seconded.

VOTE: UNANIMOUS

MOTION CARRIED

5. Discussion/action re: End of Year Budget Summary and Budget Transfers for FY 17

Superintendent Newton and Finance Director Maryanna Stevens reviewed with the Board the preliminary year-end report and proposed budget transfers for FY 17. Mary Ann Stevens noted that in the future budget transfers will be presented on a regular basis. She also stated that moving forward the Board will be kept apprised of overages and projections and will be provided with accurate and timely reports. The Board thanked her for providing such a clear and informative document.

MOTION: Jaime Barr Shelburn moved to approve the proposed FY 17 budget transfers in the total amount of \$1,548,198.00 as presented; Leigh Gianakos seconded.

VOTE: UNANIMOUS

MOTION CARRIED

6. Discussion/action re: Proposed CSDE Agreement for Child Nutrition Programs (ED-099) for the ELPS Food Services Program

Superintendent Newton noted that due to changes in staff an updated signature form is required to authorize the new Director of Finance to sign claims for reimbursement in the absence of the Superintendent of Schools.

MOTION: Al Littlefield moved East Lyme Public Schools' Superintendent Jeffrey Newton as the designated representative authorized to sign the Agreement for Child Nutrition Programs and to sign claims for reimbursement and Director of Finance Maryanna Stevens to sign the claims for reimbursement in the absence or incapacity of Superintendent Newton as presented; Barbara Senges seconded.

VOTE: UNANIMOUS

MOTION CARRIED

7. Discussion/action re: Proposed CSDE School Nutrition Program's Policy Statement for Free and Reduced-Price Meals, Afterschool Snack Programs, and Free Milk for ELPS

Superintendent Newton recommended the Board authorize him to sign the Connecticut School Nutrition Program's updated "Policy Statement for Free and Reduced-Price Meals, Afterschool Snack Programs, and Free Milk" in order to receive reimbursement for free and reduced meals.

MOTION: Jaime Barr Shelburn moved to authorize the Superintendent to sign the CT School Nutrition Program's Policy Statement for Free and Reduced-Price Meals, Afterschool Snack Programs, and Free Milk as presented; Candice Carlson seconded.

VOTE: UNANIMOUS

MOTION CARRIED

8. Discussion re: ELPS Elementary School Alteration Project Update

Chair Tim Hagen and Superintendent Newton updated the Board on the next steps for the elementary school alteration projects. Architect Al Jacunski is scheduled to meet with elementary principals later this week to discuss interior designs, and he will attend Town Building Committee meetings related to the projects. Regular updates to the Board will continue.

Superintendent Newton, the Town Building Committee, and the Construction Management Firm will meet with the State Department of Education on August 17, 2017.

B. Instruction

C. Personnel**D. Policy****1. Continued Discussion re: First Reading – Proposed Adoption of BOE Policy 6151 Instruction: Class Size**

Superintendent Newton presented updated elementary class sizes as of 8/2/17, reviewed further regulation revisions to the class size guideline chart as discussed at the last Board meeting, and provided class size information pertaining to Darien and Guilford Public Schools.

Board consensus was to continue the discussion regarding the Board's commitment and accountability to small class sizes and the pros and cons of a guideline grid in the regulation.

E. Other**VIII. ADMINISTRATION REPORTS****A. Superintendent of Schools – Mr. Jeffrey Newton**

- Reported on committee member discussion regarding the establishment of an Unexpended Fund Account. There will be future discussion with the Board of Finance.
- BOE representative to attend BOE Finance meeting on 08/09/17 will be Jill Carini.
- Food service hiring is almost complete.

B. Assistant Superintendent for Curriculum, Assessment, & Instruction – Mrs. Amy Drowne

- Curricular update has been provided.
- Elementary handbook will be brought to the next Board meeting.
- Elementary schedule has been revised to be the same district wide.
- District Improvement Plan will combine the Technology and Teaching and Learning Committee.

C. Director of Finance, Marketing and Growth Management – Mrs. Maryanna Stevens

No report.

IX. COMMITTEE REPORTS

- A. AAA Committee
- B. FFO Committee – Oral report of 08/07/17 committee meeting
- C. Policy Review Committee
- D. ELPS Chinese Program ad Hoc Committee
- E. Board of Education Liaison to Board of Finance – 08/09/17 Jill Carini
- F. District Long Range Plan Committee

X. COMMUNICATIONS

- A. 2017 CABE/CAPSS Convention Brochure for November 17-18, 2017
- B. EL Aquatic and Fitness Center Committee Minutes for 07/10/17

XI. NOTICES**A. Notice of the following staffing changes for 2017/2018:****1. Appointments:**

- Ben Eaves, 1.0 FTE Teaching Assistant, MS, 08/30/17
- Gary Inglis, 1.0 FTE Campus Safety and Security Staff, HA, 08/28/17
- Jessica Judd, 1.0 FTE Special Education Teacher, MS, 08/24/17
- Jillian Phelps, 1.0 FTE Special Education Teacher, HS, 08/24/17
- Melissa Stedman, 0.5 FTE Preschool Teacher and CPS Program Facilitator, HA, 08/24/17
- Lynn Sullivan, 0.5 FTE Special Education Teacher, NCS, 08/24/17
- Matthew Willauer, 1.0 FTE Campus Safety and Security Staff, MS, 08/24/17

2. Increases/Reductions:

- Alison Chmiel from 0.80 to 0.25 FTE School Aide, HA, 08/30/17
- Regina Westner from 0.30 and 0.25 FTE School Aide to 0.30 FTE School Aide, 08/30/17

3. Resignations:

- Olivia Ferdon, 1.0 FTE Math Long-Term Substitute Teacher, MS, 07/26/17-
- Tammie Marr, Aide, CPS, HA, 07/27/17
- Ann Pritchard, 1.0 FTE Teaching Assistant, FL, 07/27/17

4. Reassignments:

- Rhonda Burke from 1.0 FTE Instructional Aide to Instructional Aide (Literacy), FL, 8/30/17
- Christine Greeley from 0.25 FTE Instructional Aide and 0.75 FTE Computer Consultant, HS to 1.0 FTE Computer Consultant, FL, 08/28/17
- Karen Pierce from 0.95 FTE Instructional Aide to 0.66 FTE Instructional Aide (Literacy), FL, 08/30/17
- Shannon Saglio from 1.0 FTE Social Studies Teacher to 1.0 FTE Computer Instructional Coach, HS 08/28/17

5. Student Teachers:

- SHU student teacher Haleigh Bresnan w/grade 2 teacher Joan Abbott, HA, fall 2017
- ECSU pre-student teacher Karen Mann w/grade 1 teacher Laura Moore, FL, 08/29-11/24/17
- SHU student teacher Kelsey Nixon w/English teacher James Buchan, HS, fall 2017
- SHU student teacher Gabrielle Robertson w/English teacher Jeannine Barber, HS, fall 2017

6. Resignations:

- Elisabetta Nolan, 1.0 FTE Instructional Aide, DW at MS, 06/19/17
- Heather Potts, 1.0 FTE Teaching Assistant, HS, 07/10/17
- Sherry Ziolkovski, 1.0 FTE Campus Safety and Security Staff, HA, 07/24/17

B. Out of State Field Trips – None at this time.

XII. BOARD COMMENTS/FUTURE AGENDA ITEMS**A. Board Comments:**

- Jill Carini thanked Eric Bauman for the new detailed FFO agenda format.
- Jaime Barr Shelburn is still looking for volunteers and players for the 09/23/17, 5:00 p.m. Harlem Wizards Game at East Lyme High School sponsored by the East Lyme Youth Coalition.
 - Suggested parents be notified in writing other than email of and Freshman Orientation.
 - Reported on the CAFE Safe Leadership Meeting she recently attended.
- Candice Carlson asked that after school activities be offered at all elementary schools
 - An event to raise awareness for mental health: BRIGHT Theater on 08/11 and 8/12/17 at East Lyme High School.

B. Future Agenda Items:

1. Redistricting – Standing item
2. Elementary Student/Parent Handbook – 08/22/17
3. School Calendar (182 days) – BOE 04/03/17 – Summer 2017
4. Discussion on Coastal Connections Program (including success, student outcomes, and analysis of program data separate from high school data, complete financial review) – Eric Bauman – BOE Fall 2017
5. Unexpended Account for Education Funds – Sept FFO and follow-up w/BOF and BOE

6. LEARN Wing Future Plan at HA – Bill Derry - (TBD)
7. ID Exit Policy Across the District – Jaime Barr Shelburn requested 05/08/17 – Summer 2017
8. BOE Goals, Meeting Structure – Summer 2017
9. Proposed Adoption of ELPS Educator Evaluation and Support Plan for 2017-2018 – August 2017
10. AAA Committee Agenda Items – Parent Pick up and Drop off – C. Carlson – Aug/Sep

XIII. PUBLIC COMMENT – None

XIV. EXECUTIVE SESSION – Not needed.

XV. ADJOURNMENT

MOTION: Jaime Barr Shelburn moved to adjourn the meeting at 9:55 p.m.; Al Littlefield seconded.

VOTE: UNANIMOUS

MOTION CARRIED

Respectfully submitted,

Al Littlefield

Al Littlefield, Secretary

East Lyme Board of Education



School Redistricting Plan

Demographics

- ✓ Population
- ✓ School-Aged Population
- ✓ Household Sizes
- ✓ Live Births



Housing

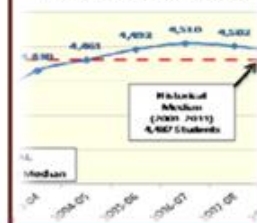
- ✓ Change in Number of Units
- ✓ Development Potential/Projected Growth
- ✓ Housing Turnover



Enrollment Patterns and Projections

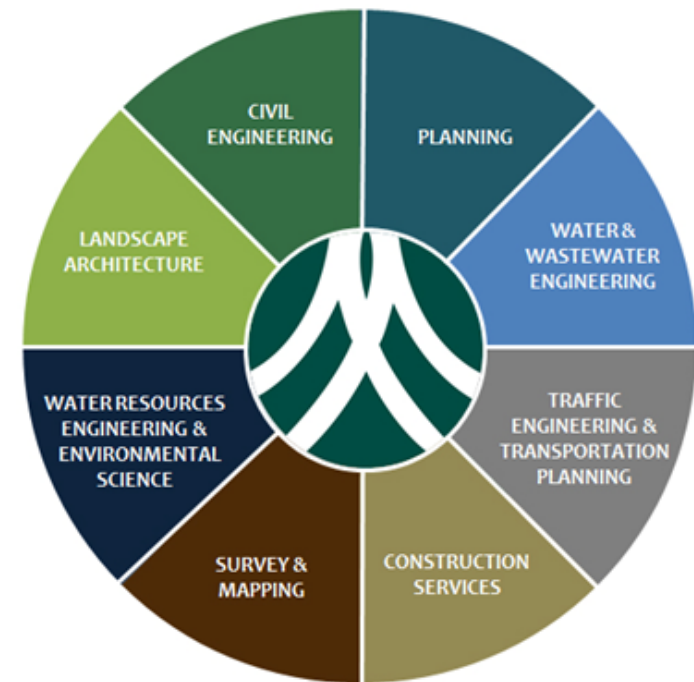
- ✓ Enrollment Trends & Projections
- ✓ By School
- ✓ By Grade

Historical Enrollment Region 15 Schools (K-12) 2001-02 to 2011-12



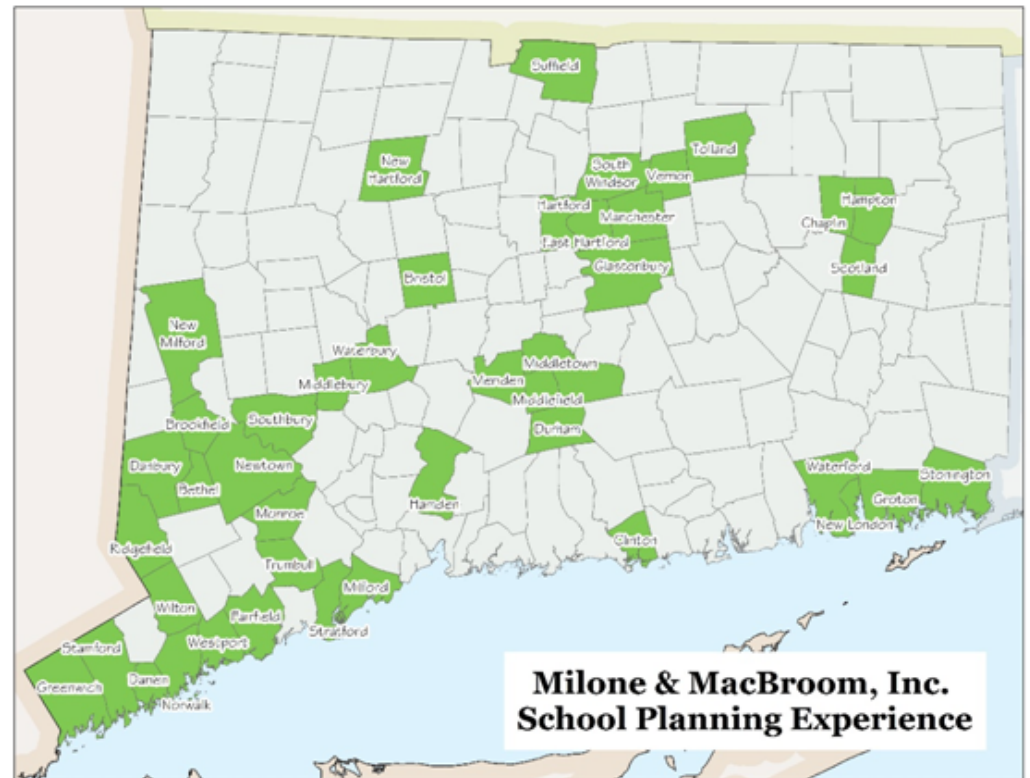
Company Profile

- Founded in 1984
- Employee Owned Firm
- Corporate Office Located in Cheshire, Connecticut
- Extensive Experience in School Redistricting & Enrollment Projections



MMI Experience

- **More than 20 Facility Studies Over the Last 5 Years for School Systems Ranging from 800 – 21,000 Students**
 - **Enrollment Projections**
 - **Redistricting and Reconfiguration Plans**
 - **Facility Master Plans**
- **Regardless of School District Location or Size, Our T^hrough Analysis of Various Demographic, Housing, and Real Estate Market Trends Has Resulted in Sound Projections and Sustaining Redistricting Plans**



Project Understanding

■ Align School Attendance Zones with Future Enrollment and Capacity.

STEP 1

- Develop Enrollment Projections that Accurately Capture Enrollment, Demographic, Housing, and Economic Trends
- Understand neighborhood enrollment dynamics



Step 2

- Develop Redistricting Alternatives in Concert with Elementary School Construction Program
- Work Closely with the Board and Administration to Ensure Redistricting Plan Meets Objectives and Future Vision
- Engage and Inform – Community Buy-In

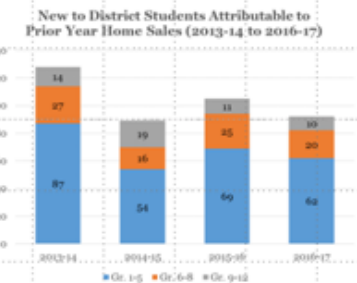
Project Approach: Housing, Demographic, Economic Analysis

■ District Level

- **Historic Development and Demographic Patterns**
- **Housing Market and Economic Trends**
- **Planning & Development Initiatives**
- **Enrollment Trends – Public and Private School Attendance**

Housing Market & Student Migration

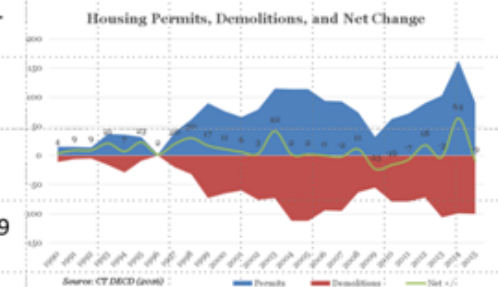
- Matching of known home sales to students entering the system (unique ID not present in prior year) yields an estimate of students generated from housing turnover
- 92 students entered in 2016-17 matched to a sale in the prior year, most at the elementary level
- Over the past four years, an average of 104 students can be tied to prior-year sales



29

Housing Trends

- 2014 was a peak year for new construction
 - 163 housing permits
 - 99 demolitions
 - 64 new units on net
- Teardown/rebuilds predominate in a largely built-out community: in 9 of the past 12 years, Westport has had near-zero or negative net growth in housing stock



24

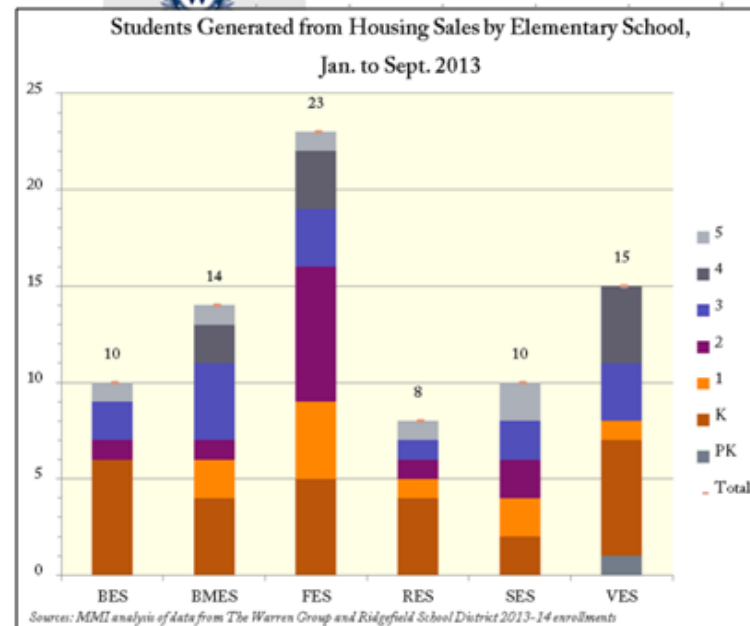
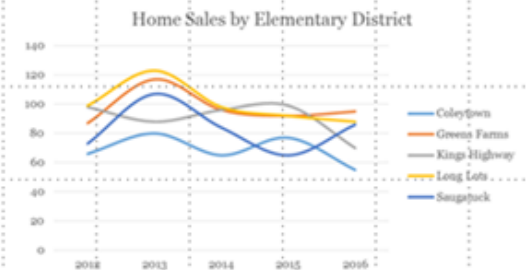
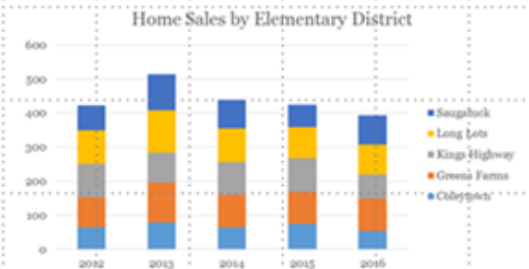
Project Approach: Housing, Demographic, Economic Analysis

■ Neighborhood Level

- Enrollment Trends
- Localized Housing Conditions – Sales, Starts, and In-Migration
- Where Future Development Likely to Occur – Plan Ahead

Housing Market

- In 2016, Greens Farm and Long Lots school districts had the largest share of home sales
- Share of sales in Kings Highway and Coleytown school districts have fallen, and sales in Saugatuck have risen



Project Approach: Enrollment Multipliers

■ Understand New Housing Development in Local Market

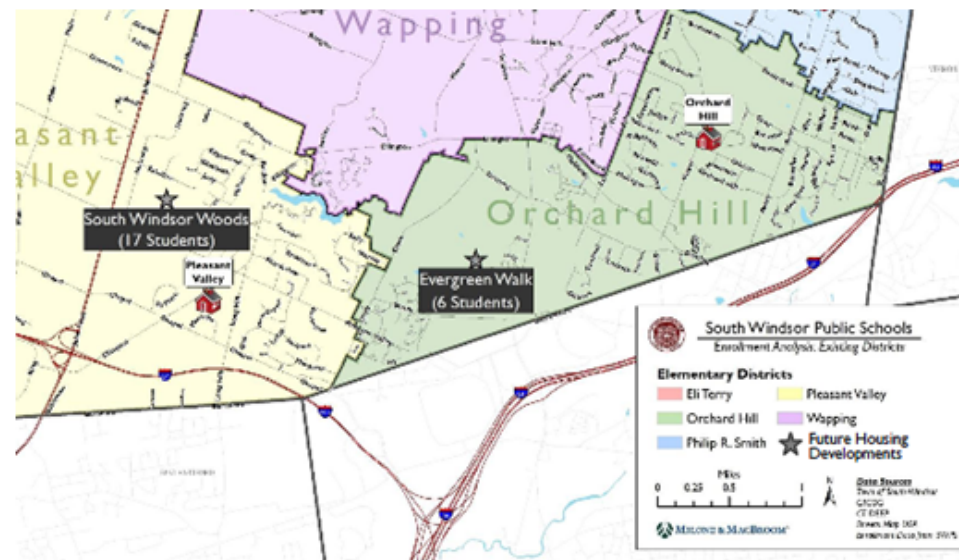
- Students Generated from Recent and Historic Housing Development
- Differentiate Between Different Types, Styles, Price Points
- Estimate Multiplier Effects for Future Units



Residential Construction Projects

- Large residential projects are not captured in persistency ratios – need to be accounted for with enrollment multipliers (manually added to projections)
 - Enrollment multipliers estimate the number of K-5 students that will live in each development based on many factors including number of units, unit size, unit type, and price.
- District expected to gain about 40 new students from three major planned or approved residential projects
- Gradual ramp up of new students as new units come on line
- Assumes full occupancy by 2020

Residential Project	Type	# of Units	School	K-5 Students Generated
South Windsor Woods	Condominiums	155	Pleasant Valley	17 students
Evergreen Walk	Apartments	200	Orchard Hill	6 students
Catholic Diocese Property	1-Family Homes	43	Eli Terry	17 Students



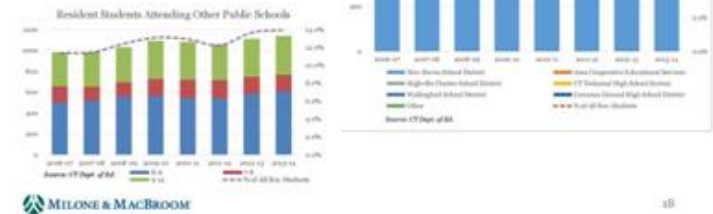
Project Approach: Enrollment Analysis

- Identify and Understand Educational Trends
 - Historic Context
 - Recent Trends in Magnet / Private / Other Public Schools
 - Recent Programmatic Changes and Planned Changes
 - Strategic Plan and Vision

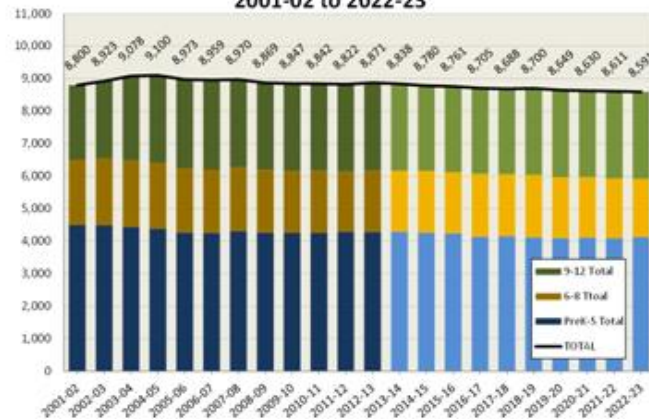
Other Public School Enrollments

➤ Increase in out-of-district public enrollment

- Strongest growth in:
 - Elementary school enrollment
 - New Haven Magnet Schools
- Significant but declining share: ACES special ed services



Enrollment Projections
Greenwich Public Schools, PreK - 12th Grade
2001-02 to 2022-23



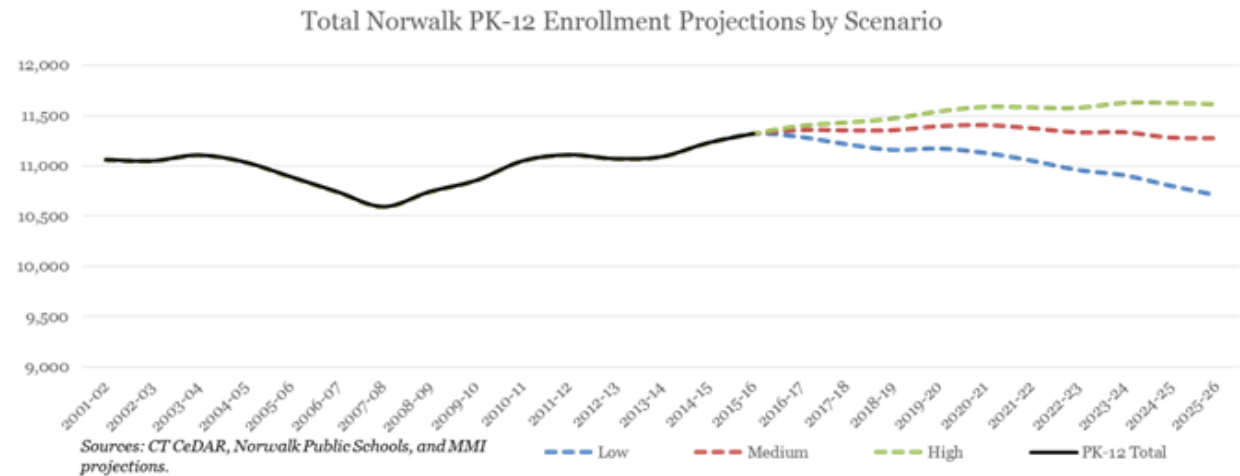
~33%
Increase

Year	Birth-K	K-1	1-2	2-3	3-4	4-5	5-6	6-7	7-8	8-9	9-10	10-11	11-12	Est. Migration ¹
2001-02	1,10671	1,08073	1,03457	1,02153	1,01882	1,01376	0,98585	1,00481	1,04043	1,02286	1,03152	0,98547	0,99654	1,35%
2002-03	1,27575	1,19008	1,03373	1,05967	1,02576	1,06236	1,05882	1,01914	1,03110	1,03886	1,00000	0,96389	0,95870	4,12%
2003-04	1,10897	1,11458	1,02083	0,98834	1,00901	1,02968	1,00870	1,00214	1,02347	1,02784	0,97506	0,96369	0,97983	1,00%
2004-05	1,06916	1,13873	0,98364	1,02721	0,98113	1,02455	1,01109	1,00862	0,99574	1,01147	0,97065	0,98721	0,96232	0,81%
2005-06	1,07348	1,12399	1,05076	0,99762	1,00662	1,01202	1,00000	0,99561	0,98504	1,00000	0,98866	0,99070	0,96891	-0,07%
2006-07	1,24812	1,11012	1,01439	0,98551	1,02143	1,00439	1,02138	0,97386	0,99119	0,98915	0,97002	0,97706	0,96948	-0,08%
2007-08	1,20939	1,14157	1,05630	1,00709	1,02206	1,00466	0,98908	0,97442	1,00447	0,98667	0,98026	0,95806	1,00000	0,00%
2008-09	1,20727	1,12537	0,99208	1,05584	1,00469	1,02158	1,02784	1,02870	1,02864	0,99332	1,01351	0,98881	1,02074	2,68%
2009-10	1,22969	1,13253	0,98939	0,99468	1,02404	0,99065	1,02817	1,02032	0,98927	1,01392	0,99776	0,96000	0,99321	0,78%
2010-11	1,41365	1,11526	1,04787	1,00536	1,03743	1,00000	1,02830	1,01370	0,98230	1,00434	0,95881	0,99775	0,99769	1,03%
2011-12	1,33766	1,04830	1,04469	1,02538	1,01333	1,01804	1,00939	1,00229	0,98649	1,00676	0,99136	1,00716	1,00000	0,85%
2012-13	1,36681	1,05825	1,01897	1,03209	1,02970	1,03421	1,04051	0,99767	1,00229	1,03196	1,00671	1,00654	0,99289	2,14%
2013-14	1,69565	1,06070	1,03364	1,03723	1,01813	1,02885	1,02799	1,01703	1,03030	1,02740	0,98673	0,99778	1,01082	2,59%
Last 4-Yr Average	1,45344	1,07063	1,03629	1,02502	1,02465	1,02028	1,02655	1,00767	1,00035	1,01762	0,98590	1,00331	1,00035	
Last 3-Yr Average	1,46671	1,05575	1,03243	1,03157	1,02039	1,02703	1,02596	1,00566	1,00636	1,02204	0,99493	1,00383	1,00124	
3-Year Weighted	1,52637	1,05782	1,03059	1,03354	1,02119	1,02884	1,02906	1,00812	1,01366	1,02548	0,99416	1,00226	1,00304	
Last 4-Yr weighted	1,49720	1,06294	1,03287	1,03013	1,02257	1,02541	1,02806	1,00794	1,00834	1,02233	0,99086	1,00228	1,00196	
Long Term (HDK) 01-09	1,16986	1,12863	1,01952	1,01528	1,01262	1,01818	1,01455	1,00307	1,00993	1,00934	0,99194	0,97499	0,98330	

¹ Derived from the comparison of 3-8 enrollment aggregate one year with the 2-7 aggregate from the prior year

Project Approach – Enrollment Projections

- Based on Different Assumptions of Economic and Housing Market Conditions, Prepare Low, Medium, and High Projections
- Choose Projection that Best Aligns with Comprehensive Enrollment Analysis Findings
- Town-Wide and School-Specific Projections



Medium Growth Projections

Improving Economic Conditions

- ❖ Annual Births: 166-262
- ❖ Avg. Unemployment: 5.7% - 3.0%
- ❖ Annual Housing Sales: 295-410

Medium Projections	K-12th		K-4th		5th-6th		7th-8th		9th-12th	
	Total	Change	Total	Change	Total	Change	Total	Change	Total	Change
2014-15	4,682	-2.9%	1,382	-5.7%	732	-7.0%	832	-2.8%	1,736	1.2%
2015-16	4,493	-4.0%	1,321	-4.4%	684	-6.6%	813	-2.3%	1,676	-3.5%
2016-17	4,311	-4.0%	1,264	-4.3%	639	-6.6%	745	-8.3%	1,663	-0.7%
2017-18	4,120	-4.4%	1,209	-4.4%	591	-7.5%	696	-6.6%	1,625	-2.3%
2018-19	3,917	-4.9%	1,173	-3.0%	560	-5.2%	650	-6.6%	1,535	-5.5%
2019-20	3,756	-4.1%	1,152	-1.7%	534	-4.6%	601	-7.5%	1,468	-4.3%
2020-21	3,609	-3.9%	1,139	-1.2%	543	1.6%	570	-5.3%	1,357	-7.6%
2021-22	3,503	-2.9%	1,182	3.8%	514	-5.4%	544	-4.5%	1,263	-7.0%
2022-23	3,457	-1.3%	1,247	5.5%	470	-8.4%	553	1.6%	1,187	-6.0%
2023-24	3,435	-0.6%	1,334	7.0%	463	-1.5%	523	-5.5%	1,115	-6.1%
2024-25	3,472	1.1%	1,424	6.7%	476	2.8%	479	-8.4%	1,093	-2.0%
First 5-Year % Change	-16.4%		-12.7%		-21.9%		-26.0%		-12.4%	
Second 5-Year % Change	-3.8%		25.0%		-12.2%		-15.9%		-19.5%	
Ten-Year % Change	-22.7%		7.8%		-30.3%		-41.1%		-34.8%	

Elementary School Actual and MEDIUM Projected Enrollments, 2012-13 to 2024-25													
School	12-13	13-14	14-15	15-16	16-17	17-18	18-19	19-20	20-21	21-22	22-23	23-24	24-25
Hawley	360	349	321	301	285	278	263	260	255	264	278	296	316
Head O' Meadow	337	303	314	311	290	268	270	259	260	267	276	298	318
Middle Gate	451	418	391	366	348	330	326	320	319	333	352	379	405
Sandy Hook	453	394	359	343	340	333	314	315	305	317	339	361	386
TOTAL	1,601	1,464	1,385	1,321	1,264	1,209	1,173	1,152	1,139	1,182	1,247	1,334	1,424

Project Approach: Redistricting Process

- Establish Guiding Criteria/ Objectives
- Generate and Evaluate Options Against Criteria
- Consensus-Building Among All Stakeholders
- Determine “Best Fit” for District



Board of Ed Redistricting Criteria Process

The Board reached consensus around the following preferred redistricting criteria:

- Adhere to natural boundaries and keep neighborhoods together to the greatest extent feasible
- Balance enrollments to ensure parity in available resources across schools
- Minimize student travel time and transportation costs
- Mitigate impact on students already redistricted and remain cognizant of and sensitive to those families
- Avoid unequal distribution of redistricting burden

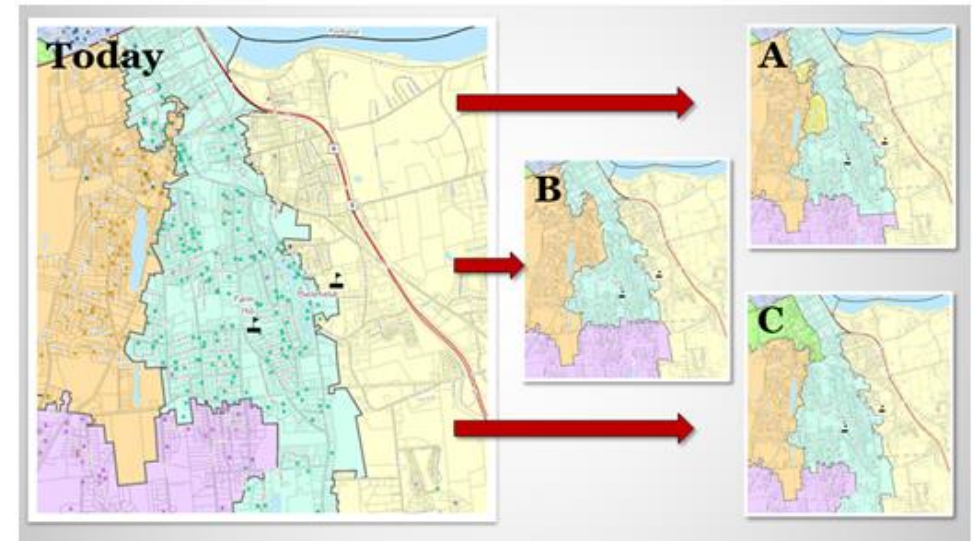
Redistricting options are guided by and weighed against these criteria to evaluate their performance

Milford Board of Education

Prepared for Milford Board of Education

3

Options	Program Rooms	PreK and Special Education Self-Contained	2015-16 Enrollment Information			Grandfathering Current 4th Graders in Current District Pairing for Next Year
			Total Enrollment	Avg. Class Size	Instructional Room Utilization	
Option 4A 	7 per building in 2015-16, potential for 8 or 9 per building by 2019-20 without redistribution of special ed/PreK rooms	Follows Administration's directive	CPM: 269	CPM: 18.0	CPM: 83%	Would require: • displacing 2 PreK rooms at JFK for one year • all District 1 students go to JFK
			JFK: 321	JFK: 17.8	JFK: 100%	
			LO: 279	LO: 17.4	LO: 100%	
			MA: 420	MA: 19.1	MA: 96%	
			MS: 314	MS: 18.4	MS: 100%	
			OA: 330	OA: 19.4	OA: 81%	
			OH: 369	OH: 19.4	OH: 90%	
			PD: 280	PD: 17.5	PD: 100%	
Option 4B 	7 per building in 2015-16, with potential for 8 or 9 per building - except at Meadowside - by 2019-20 without redistribution of special ed/PreK	Follows Administration's directive	CPM: 270	CPM: 18.0	CPM: 83%	Would require: • displacing 2 PreK rooms at JFK for one year • all District 1 students go to JFK
			JFK: 324	JFK: 18.0	JFK: 100%	
			LO: 279	LO: 17.4	LO: 100%	
			MA: 404	MA: 18.4	MA: 96%	
			MS: 324	MS: 19.1	MS: 100%	
			OA: 330	OA: 19.4	OA: 81%	
			OH: 367	OH: 19.3	OH: 90%	
			PD: 283	PD: 17.7	PD: 100%	
Option 4C 	7 per building in 2015-16, with potential for 8 or 9 per building - except at Meadowside - in 2019-20 without redistribution of special ed/PreK	Follows Administration's directive	CPM: 269	CPM: 20.7	CPM: 72%	Would require: • displacing 2 PreK rooms at JFK for one year • all District 1 students go to JFK
			JFK: 328	JFK: 18.0	JFK: 100%	
			LO: 279	LO: 17.4	LO: 100%	
			MA: 404	MA: 19.2	MA: 91%	
			MS: 324	MS: 19.1	MS: 100%	
			OA: 367	OA: 19.3	OA: 90%	
			OH: 330	OH: 19.4	OH: 81%	
			PD: 283	PD: 17.7	PD: 100%	



Project Approach: Capacity, Class Size and Staffing

Milford Public Schools - Redistricting Option 4B Elementary School Enrollment 2014-15										
School	PK	K	1	2	3	4	5	K-5th Total	K-5th Full-Size Classrooms Available	
Calif Pen Meadow		57	47	37	45	48	53	287		
Classrooms Needed	2	3	3	2	2	2	3	15		
John F. Kennedy		33	68	57	53	51	55	317		
Classrooms Needed	2	2	4	3	3	3	3	18		18
Live Oaks		47	45	47	48	45	47	279		
Classrooms Needed	2	3	3	3	2	2	2	15		16
Mathewson		75	57	74	65	73	63	407		
Classrooms Needed	4	3	4	3	4	3	3	21		23
Meadowside		47	58	58	48	59	54	324		
Classrooms Needed		3	3	3	2	3	3	17		17
Orange Avenue		48	47	65	61	67	69	357		
Classrooms Needed	4	3	3	4	3	3	3	19		21
Orchard Hills		57	60	61	52	72	63	365		
Classrooms Needed		3	3	4	3	3	3	19		21
Pumpkin Delight		49	44	49	48	49	49	288		
Classrooms Needed		3	3	3	2	3	3	17		16
TOTAL		413	426	448	420	464	453	2,624		
	10	24	25	26	20	23	23	141		150

Milford Public Schools - Redistricting Option 4B Elementary School Enrollment Projections 2016-17										
School	PK	K	1	2	3	4	5	K-5th Total	K-5th Full-Size Classrooms Available	
Calif Pen Meadow		52	38	50	43	38	47	267		
Classrooms Needed	2	3	2	3	2	2	2	14		18
John F. Kennedy		55	56	32	67	58	59	327		
Classrooms Needed	2	3	3	2	3	3	3	17		18
Live Oaks		30	42	48	47	51	50	267		
Classrooms Needed	2	2	3	3	2	3	3	16		16
Mathewson		68	63	71	55	72	64	392		
Classrooms Needed	4	4	4	3	3	3	3	21		23
Meadowside		52	55	49	58	55	46	315		
Classrooms Needed		3	3	3	3	3	2	17		17
Orange Avenue		44	37	52	48	64	64	310		
Classrooms Needed	4	3	2	3	3	3	3	17		21
Orchard Hills		66	67	54	58	59	51	355		
Classrooms Needed		4	4	3	3	3	3	20		21
Pumpkin Delight		55	45	44	42	52	48	286		
Classrooms Needed		3	3	3	2	3	2	16		16
TOTAL		422	402	399	419	450	428	2,520		
	10	25	24	24	21	23	21	138		150

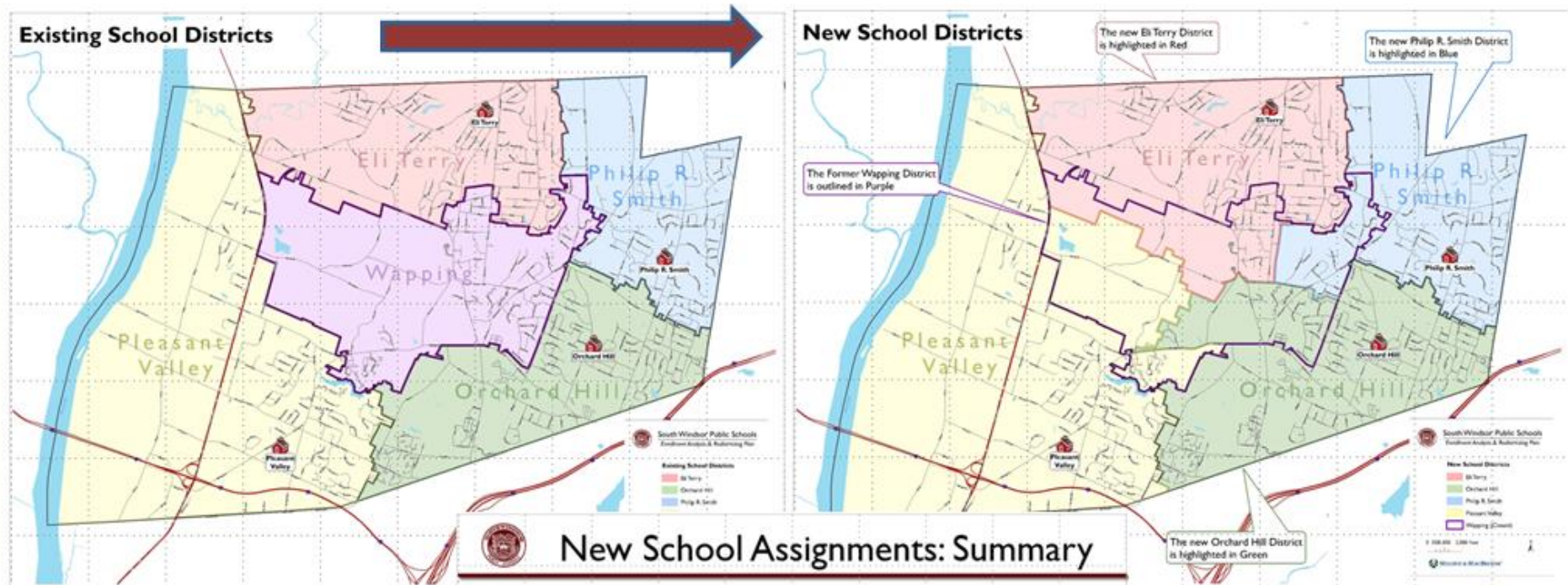
Milford Public Schools - Redistricting Option 4B Elementary School Enrollment Projections 2018-19										
School	PK	K	1	2	3	4	5	K-5th Total	K-5th Full-Size Classrooms Available	
Calif Pen Meadow		47	40	45	35	51	44	262		
Classrooms Needed	2	3	3	3	2	3	2	16		18
John F. Kennedy		53	49	53	55	32	73	315		
Classrooms Needed	2	3	3	3	3	2	4	18		18
Live Oaks		39	38	30	43	51	48	250		
Classrooms Needed	2	2	2	2	2	3	2	13		16
Mathewson		66	60	64	60	68	53	372		
Classrooms Needed		4	3	4	3	3	3	20		23
Meadowside		54	49	54	55	46	55	312		
Classrooms Needed		3	3	3	3	2	3	17		17
Orange Avenue		44	42	48	38	51	50	272		
Classrooms Needed	4	3	3	3	2	3	3	17		21
Orchard Hills		63	59	62	64	52	56	355		
Classrooms Needed		4	3	4	3	3	3	20		21
Pumpkin Delight		46	42	49	43	47	41	267		
Classrooms Needed		3	3	3	2	2	2	15		16
TOTAL		412	380	406	393	397	418	2,405		
	10	25	23	25	20	21	22	136		150

Milford Public Schools - Redistricting Option 4B Elementary School Enrollment Projections 2015-16										
School	PK	K	1	2	3	4	5	K-5th Total	K-5th Full-Size Classrooms Available	
Calif Pen Meadow		40	54	44	37	47	48	270		
Classrooms Needed	2	2	3	3	2	2	3	15		18
John F. Kennedy		57	33	67	58	55	55	324		
Classrooms Needed	2	3	2	4	3	3	3	18		18
Live Oaks		41	48	45	50	50	45	279		
Classrooms Needed	2	2	3	3	3	3	2	16		16
Mathewson		65	72	56	74	65	72	404		
Classrooms Needed		4	4	3	4	3	4	22		23
Meadowside		55	47	61	56	48	57	324		
Classrooms Needed		3	3	3	3	2	3	17		17
Orange Avenue		36	49	50	64	63	69	330		
Classrooms Needed	4	2	3	3	3	3	3	17		21
Orchard Hills		69	55	59	61	52	71	367		
Classrooms Needed		4	3	3	3	3	3	19		21
Pumpkin Delight		48	47	42	50	51	46	283		
Classrooms Needed		3	3	2	3	3	2	16		16
TOTAL		412	405	422	449	430	463	2,581		
	10	23	24	24	24	22	23	140		150

Milford Public Schools - Redistricting Option 4B Elementary School Enrollment Projections 2017-18										
School	PK	K	1	2	3	4	5	K-5th Total	K-5th Full-Size Classrooms Available	
Calif Pen Meadow		43	49	35	50	44	38	258		
Classrooms Needed	2	3	3	2	3	2	2	15		18
John F. Kennedy		50	54	55	32	68	63	321		
Classrooms Needed	2	3	3	3	2	3	3	17		18
Live Oaks		38	31	41	50	48	51	258		
Classrooms Needed	2	2	2	3	3	3	3	16		16
Mathewson		63	66	61	70	54	71	384		
Classrooms Needed		4	4	4	3	3	3	21		23
Meadowside		50	52	57	47	57	53	315		
Classrooms Needed		3	3	3	2	3	3	17		17
Orange Avenue		41	45	39	50	49	66	290		
Classrooms Needed	4	3	3	2	3	3	3	17		21
Orchard Hills		61	64	65	53	57	58	358		
Classrooms Needed		4	4	4	3	3	3	21		21
Pumpkin Delight		44	53	43	45	44	49	276		
Classrooms Needed		3	3	3	2	2	3	16		16
TOTAL		389	413	396	396	420	448	2,461		
	10	25	25	24	21	22	23	140		150

Milford Public Schools - Redistricting Option 4B Elementary School Enrollment Projections 2019-20										
School	PK	K	1	2	3	4	5	K-5th Total	K-5th Full-Size Classrooms Available	
Calif Pen Meadow		47	44	37	45	35	51	259		
Classrooms Needed	2	3	3	2	2	2	3	15		18
John F. Kennedy		52	52	48	53	56	35	295		
Classrooms Needed	2	3	3	3	3	3	2	17		18
Live Oaks		38	40	38	32	44	51	243		
Classrooms Needed	2	2	2	2	2	2	3	13		16
Mathewson		67	64	59	63	59	67	378		
Classrooms Needed		4	4	3	3	3	3	20		23
Meadowside		55	53	51	52	54	44	309		
Classrooms Needed		3	3	3	3	3	2	17		17
Orange Avenue		43	45	44	46	38	52	269		
Classrooms Needed	4	3	3	3	2	2	3	16		21
Orchard Hills		64	60	57	61	63	51	357		
Classrooms Needed		4	4	3	3	3	3	20		21
Pumpkin Delight		47	44	39	50	45	44	268		
Classrooms Needed		3	3	2	3	2	2	15		16
TOTAL		412	402	374	403	394	395	2,379		
	10	25	25	21	21	20	21	133		150

Project Approach: Redistricting Process



Eli Terry

- 89 Wapping students transferred to Eli Terry
- Medically Fragile and Elementary Intensive programs transferred from Wapping
- PK Program Transferred to Orchard Hill

Philip R. Smith

- 60 Wapping students transferred to Philip R. Smith

Pleasant Valley

- 88 Wapping students transferred to Pleasant Valley
- Includes Wapping Open Choice Program

Orchard Hill

- 92 Wapping students transferred to Orchard Hill
- Pre-K program transferred to Orchard Hill from Eli Terry (90 students)

-

[illegible]

Questions?

Thank You!